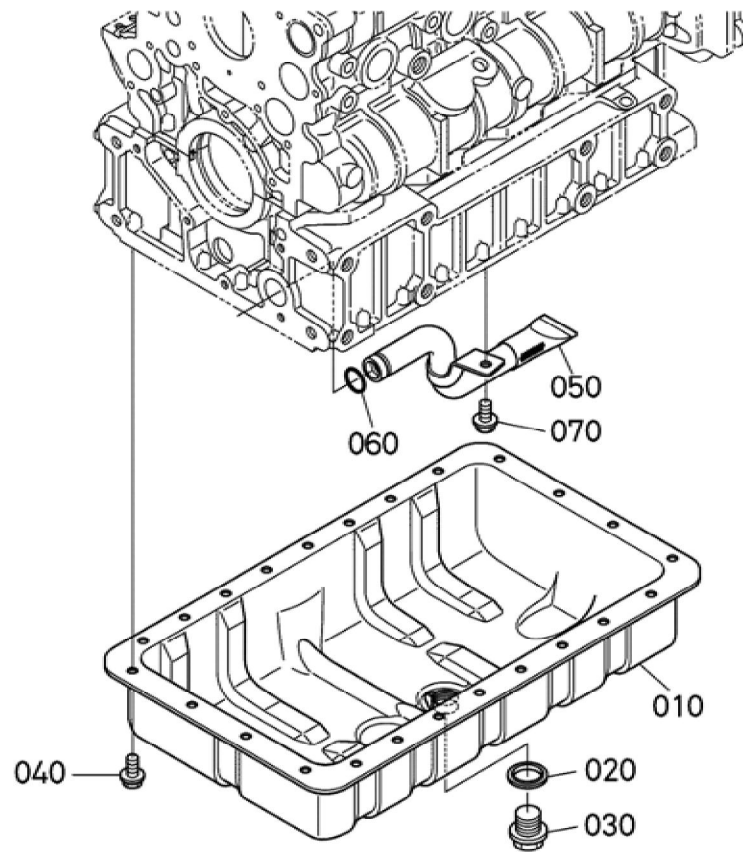


BKIDA5077 >> R085 >> MOTOR / ENGINE >> 500000 KURBELGHAEUSE / CRANKCASE

Update Date : 2020/03/12 Print Date : 2022/03/30

No.	Part Number	Part Name (POL)	Part Name (ENG)	QTY	IC	Serial No./PIN	Kg	Remarks
010	1J745-01020	GRP. KURBELGEH AEUSE	CRANKCASE, ASSY	1			88.000	
020	1J700-04560	BOLZEN	BOLT,CRANK CASE	10			0.145	
030	01774-51035	SCHRAUBE	BOLT,FLANG E	16			0.030	
040	05012-01016	ZYLINDERSTI FT	PIN STRAIGHT	2			0.010	
050	06311-85025	STOEPSEL,A BDICHTUNG	CAP,SEALING	6			0.010	
060	15321-96260	KAPPE	CAP,SEALING	4			0.014	
070	15221-03490	STOPFEN	CAP,SEALING	1			0.020	
080	06311-85016	STOEPSEL,A BDICHTUNG	CAP,SEALING	2			0.003	
090	15521-96020	STOPFEN	PLUG	1			0.003	
100	1A021-96020	STOPFEN	PLUG	1			0.020	
110	05012-01016	ZYLINDERSTI FT	PIN STRAIGHT	2			0.010	
120	1G772-94520	ZYLINDERSTI FT	PIN,STRAIGH T	4			0.010	
130	1J770-59760	BUCHSE	BUSHING	1			0.030	
140	11233-91500	STEBOLZEN	STUD	1			0.004	
150	15221-03490	STOPFEN	CAP,SEALING	1			0.020	

Update Date : 2020/03/12 Print Date : 2022/03/30

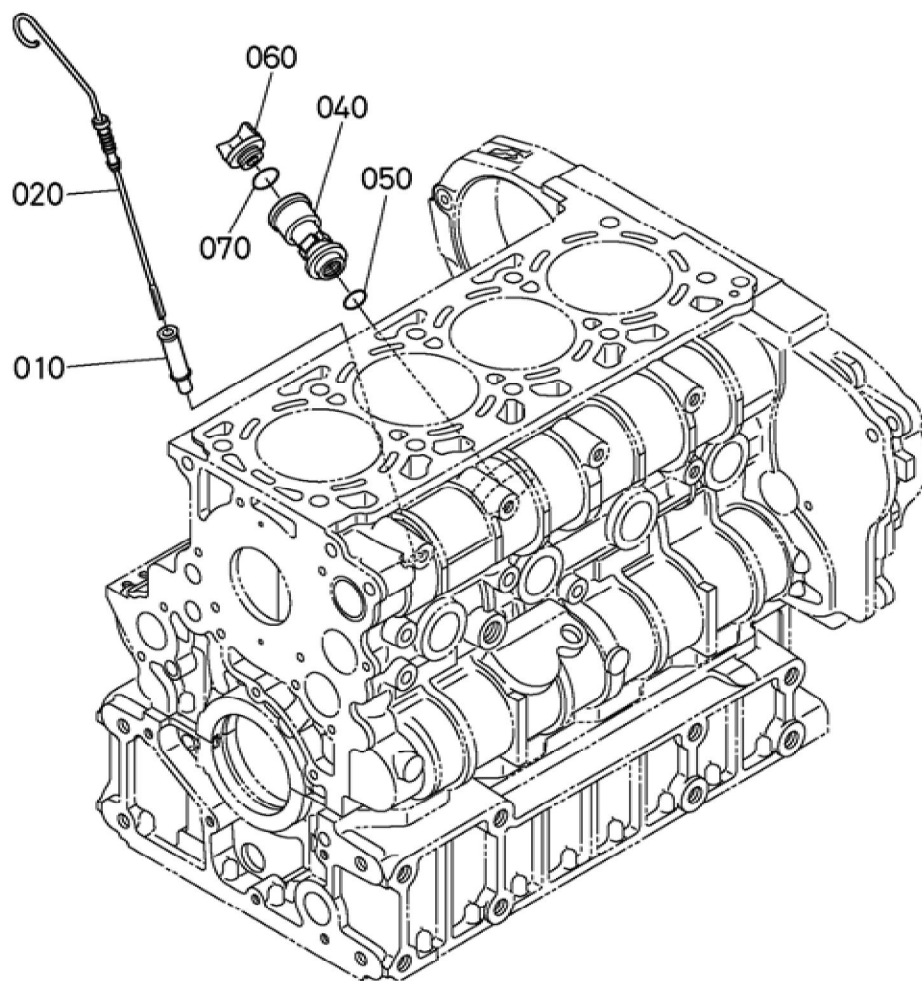


BKIDA5077 >> R085 >> MOTOR / ENGINE >> 501000 OL-FANGER / OIL PAN

Update Date : 2020/03/12 Print Date : 2022/03/30

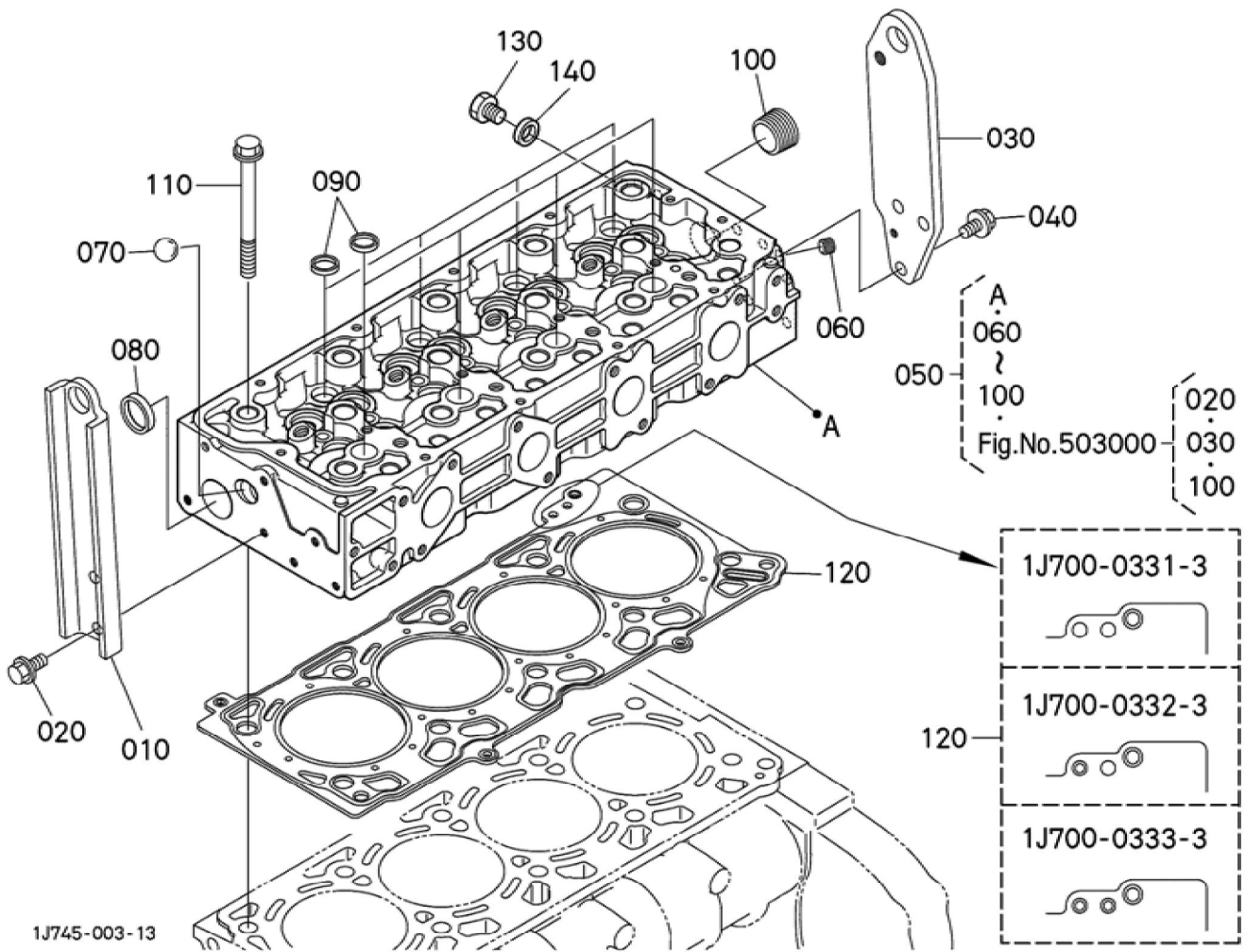
No.	Part Number	Part Name (POL)	Part Name (ENG)	QTY	IC	Serial No./PIN	Kg	Remarks
010	1J730-01500	KOMP.OELW ANNE	COMP.OIL PAN	1			2.700	
020	16265-96670	DICHTUNG	PACKING	1		<=8JVZ999	0.010	
020	04717-02200	GUMMIUNTE RLAGE	WASHER,SEA L	1	>>	>=8JW0001	0.006	
030	15707-33750	ENTLEERUN GSSTOPFEN	PLUG(DRAIN)	1			0.095	
040	01755-50816	SCHRAUBE	BOLT,FLANG E	24			0.013	
050	1J700-32110	OELFILTER	FILTER,OIL	1			0.235	
060	04815-00180	O RING	O RING	1			0.003	
070	01755-50816	SCHRAUBE	BOLT,FLANG E	1			0.013	

Update Date : 2020/03/12 Print Date : 2022/03/30



Update Date : 2020/03/12 Print Date : 2022/03/30

No.	Part Number	Part Name (POL)	Part Name (ENG)	QTY	IC	Serial No./PIN	Kg	Remarks
010	16809-36420	FUEHRUNG, OELMESSST AB	GUIDE (GAUGE,OIL)	1			0.028	
020	1J700-36410	OELMESSST AB	GAUGE,OIL	1			0.027	
040	15224-33110	OELFILTERFL ANSCH	FLANGE,OIL FILLER	1			0.158	
050	04814-50300	O RING	O RING	1			0.001	
060	E9151-33140	OELEINFUEL LSTOPFEN	PLUG(OIL FILLER)	1			0.017	
070	1J001-96770	O RING	O RING	1			0.001	



BKIDA5077 >> R085 >> MOTOR / ENGINE >> 502000 ZYLINDERKOPF / CYLINDER HEAD

Update Date : 2020/03/12 Print Date : 2022/03/30

No.	Part Number	Part Name (POL)	Part Name (ENG)	QTY	IC	Serial No./PIN	Kg	Remarks
010	1J735-01740	HAKEN	HOOK (ENGINE,FRO NT)	1			0.460	
020	01754-50816	SCHRAUBE	BOLT,FLANG E	2			0.011	
030	1J705-01750	MOTOR- ANKERHAK E N	HOOK (ENGINE)	1		<=8FDZ999	0.735	ORDER BY REF.No.030 NEW PART
030	1J705-01752	MOTOR- ANKERHAK E N	HOOK (ENGINE)	1	NI	>=8FE0001	0.735	
040	01754-50820	SCHRAUBE	BOLT,FLANG E	3			0.015	
050	1J705-03030	GRP.ZYLINDE RKOPF	HEAD,CYLIN DER,SUB- ASSY	1		<=8GVZ999	21.700	
050	1J705-03032	ZYLINDERKO PF,KOMP.	HEAD,CYLIN DER,SUB- ASSY	1	>>	>=8GW0001	21.700	
060	15521-96020	STOPFEN	PLUG	1			0.003	
070	07715-01611	KUGEL	BALL	1			0.022	
080	15321-96260	KAPPE	CAP,SEALING	1			0.014	
090	16851-96270	KAPPE	CAP,SEALING	8			0.005	
100	16683-96020	STOPFEN	PLUG	1			0.088	
110	1J700-04560	BOLZEN	BOLT,CRANK CASE	10			0.145	
120	1J700-03310	ZYLINDERKO PFDICHTUNG	GASKET,CYLI NDER HEAD	1		<=8JKZ999	0.165	0.1mm
120	1J700-03313	ZYLINDERKO PFDICHTUNG	GASKET,CYLI NDER HEAD	1	>>	>=8JL0001	0.165	0.1mm
120	1J700-03320	ZYLINDERKO PFDICHTUNG	GASKET,CYLI NDER HEAD	1		<=8JKZ999	0.190	0.2mm
120	1J700-03323	ZYLINDERKO PFDICHTUNG	GASKET,CYLI NDER HEAD	1	>>	>=8JL0001	0.190	0.2mm
120	1J700-03330	ZYLINDERKO PFDICHTUNG	GASKET,CYLI NDER HEAD	1		<=8JKZ999	0.220	0.3mm
120	1J700-03333	ZYLINDERKO PFDICHTUNG	GASKET,CYLI NDER HEAD	1	>>	>=8JL0001	0.220	0.3mm
130	15109-33630	ENTLEERUN GSSTOPFEN	PLUG,DRAIN	1			0.025	
140	15109-33660	DICHTUNGSP LATTE	GASKET	1			0.001	

Update Date : 2020/03/12 Print Date : 2022/03/30

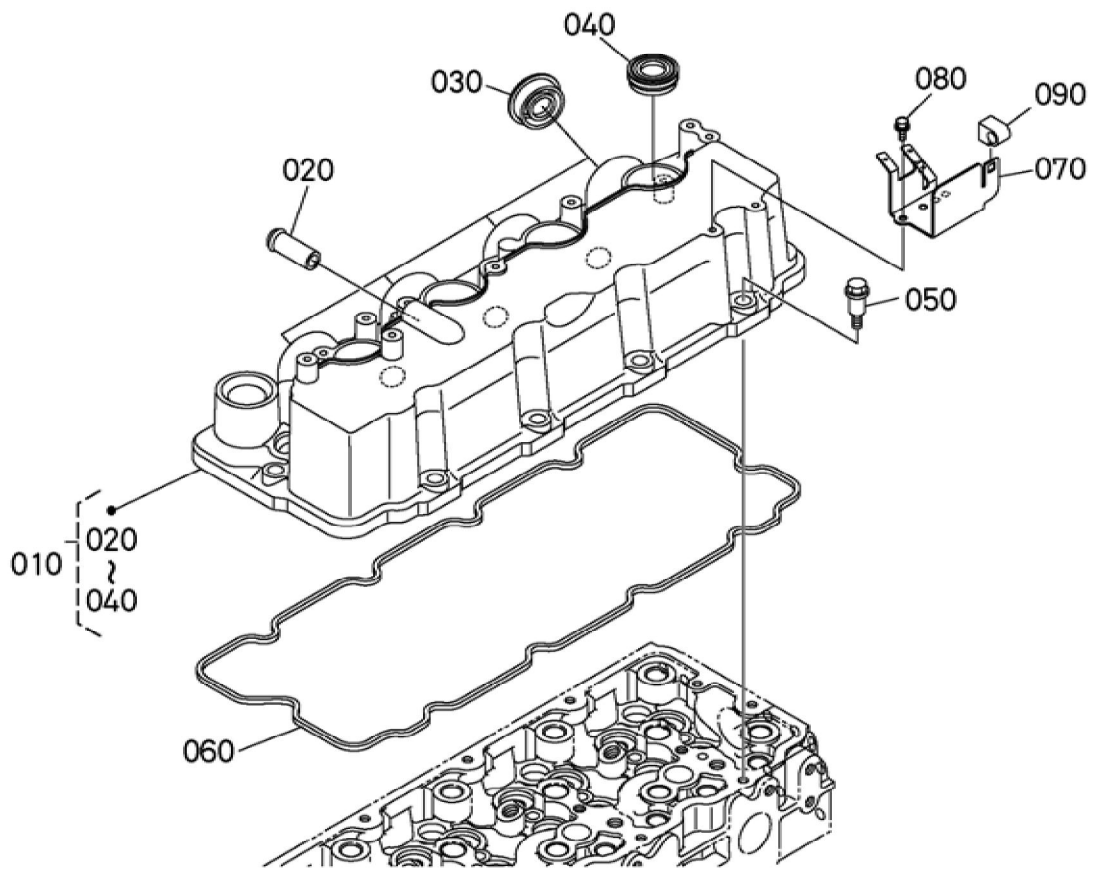
No.	Part Number	Part Name (POL)	Part Name (ENG)	QTY	IC	Serial No./PIN	Kg	Remarks
010	1J705-03030	GRP.ZYLINDERKOPF	HEAD,CYLINDER,SUB-ASSY	1		<=8GVZ999	21.700	ORDER BY REF.No.010 NEW PART
010	1J705-03032	ZYLINDERKOPF,KOMP.	HEAD,CYLINDER,SUB-ASSY	1	>>	>=8GW0001	21.700	
020	1J700-13540	EINLASSVENTILFUEHRUNG	GUIDE,VALVE,INLET	8			0.014	
030	1J700-13560	AUSLASSVENTILFUEHRUNG	GUIDE,VALVE,EXHAUST	8			0.014	
040	1J700-13110	EINLASSVENTIL	VALVE,INLET	8		<=8HHZ999	0.040	
040	1J700-13113	VENTIL	VALVE,INLET	8	>>	>=8HJ0001	0.040	
050	1J700-13120	AUSLASSVENTIL	VALVE,EXHAUST	8		<=8HHZ999	0.035	
050	1J700-13123	AUSLASSVENTIL	VALVE,EXHAUST	8	>>	>=8HJ0001	0.035	
060	1J700-13240	VENTIL-FEDER	SPRING,VALVE	16		<=8HRZ999	0.018	
060	1J705-13240	VENTIL-FEDER	SPRING	16	NI	>=8HS0001	0.010	
070	14601-13330	FEDER, HALTEBUEGEL	RETAINER (VALVE SPRING)	16			0.010	
080	14601-13980	KLEMMSCHEIBE	COLLET,VALVE SPRING	16			0.001	SET
090	11420-13150	VENTILDICHTUNG	SEAL (VALVE STEM)	16			0.002	
100	1J700-13480	WELLE	SHAFT,VALVE	8			0.016	
110	1J700-13462	HUBARM, VENTIL	ARM,VALVE BRIGE	8		<=8HBZ999	0.039	
110	1J700-13463	HUBARM, VENTIL	ARM,VALVE BRIGE	8	>>	>=8HC0001	0.039	
110	1J705-13460	HUBARM, VENTIL	ARM	8	NI	>=8HS0001	0.040	
120	1J700-13492	PUFFER	PAD	8			0.003	

BKIDA5077 >> R085 >> MOTOR / ENGINE >> 504000 KIPPENARMWELLE / ROCKER ARM SHAFT

Update Date : 2020/03/12 Print Date : 2022/03/30

No.	Part Number	Part Name (POL)	Part Name (ENG)	QTY	IC	Serial No./PIN	Kg	Remarks
010	1J700-14260	KIPPHEBELWELLE	SHAFT,ROCKER ARM	1			0.320	
020	1J705-14350	KIPPHEBELHALTER	BRACKET (ROCKER ARM)	4			0.075	
030	05411-00525	STIFT	PIN,SPRING	1			0.002	
040	15221-14430	SCHEIBE	WASHER,R. ARM SHAFT	2			0.002	
050	04013-50080	SCHEIBE	WASHER,PLAIN	2			0.003	
060	04512-50080	FEDERRING	WASHER,SPRING LOCK	2			0.002	
070	01153-50812	BOLZEN	HEX.BOLT	2			0.008	
080	1J700-14310	FEDER	SPRING,ROCKER ARM	3			0.006	
090	1J700-14020	SCHWINGHEBEL	ASSY ROCKER ARM,IN.	4			0.096	
100	1G896-14230	STELLSCHRAUBE	SCREW	4			0.010	
110	15021-14240	MUTTER	NUT	4			0.003	
120	1J700-14150	SCHWINGHEBEL	ASSY ROCKER ARM,EXH.	4			0.092	
130	1G896-14230	STELLSCHRAUBE	SCREW	4			0.010	
140	15021-14240	MUTTER	NUT	4			0.003	
150	1J770-53530	STIFT	PIN(CLAMP)	4			0.010	
160	01754-50860	SCHRAUBE	BOLT,FLANGE	4			0.110	

Update Date : 2020/03/12 Print Date : 2022/03/30





Download the full PDF manual instantly.

Our customer service e-mail:

aservicemanualpdf@yahoo.com